

USE MANUAL

Car Stereo

for Toyota Sienna 2011-2014

Central Control Disassembly
and Operation

Post-installation rendering




Wiring diagram



C-Cables XC-1380

Connect to the original car harness plug: power/speaker/SWC



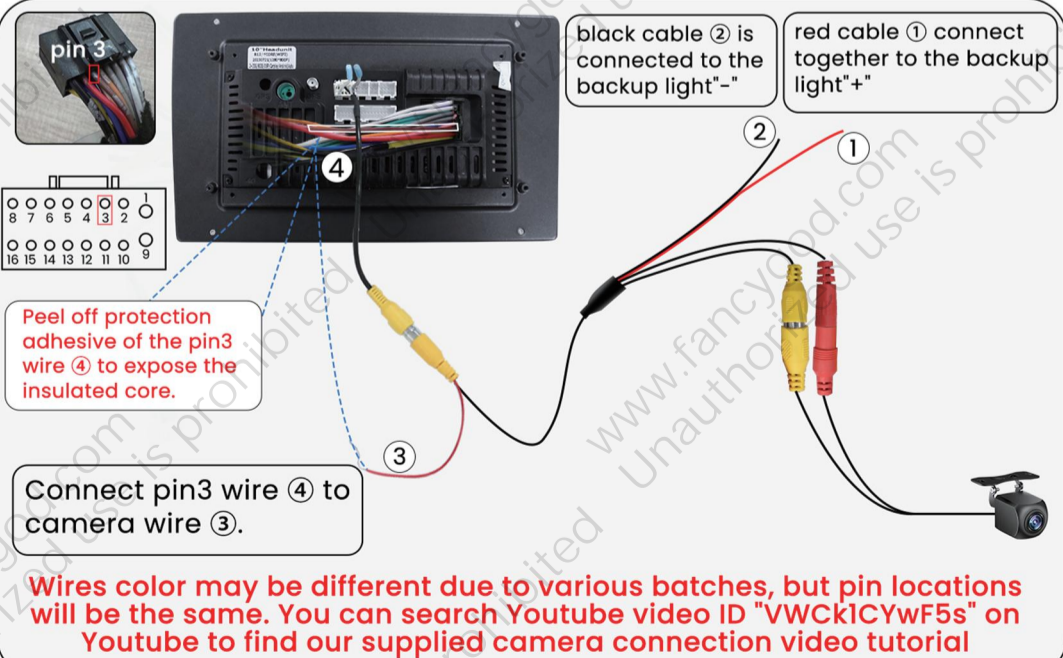
B-Cables XC-392

Connect to the original car harness plug: power/speaker/SWC



Power Line Definition Chart

Front Left (+)	<input type="checkbox"/>	<input type="checkbox"/>	Rear Right (+)
Front Left (-)	<input type="checkbox"/>	<input type="checkbox"/>	Rear Right (-)
Front Right (+)	<input type="checkbox"/>	<input type="checkbox"/>	Rear Left(+)
Front Right (-)	<input type="checkbox"/>	<input type="checkbox"/>	Rear Left(-)
Steering Wheel Key(+)	<input type="checkbox"/>	<input type="checkbox"/>	Power Antenna(+)
Rear Camera(+)	<input type="checkbox"/>	<input type="checkbox"/>	Steering Wheel Key 2 (+)
Accessory/Ignition(+)	<input checked="" type="checkbox"/>	<input type="checkbox"/>	Dimmer/Illumination (+)
Chassis Ground (-)	<input checked="" type="checkbox"/>	<input checked="" type="checkbox"/>	Constant power supply



For more guidance/video tutorial, please copy this link or scan the QR code to enter into our official website:

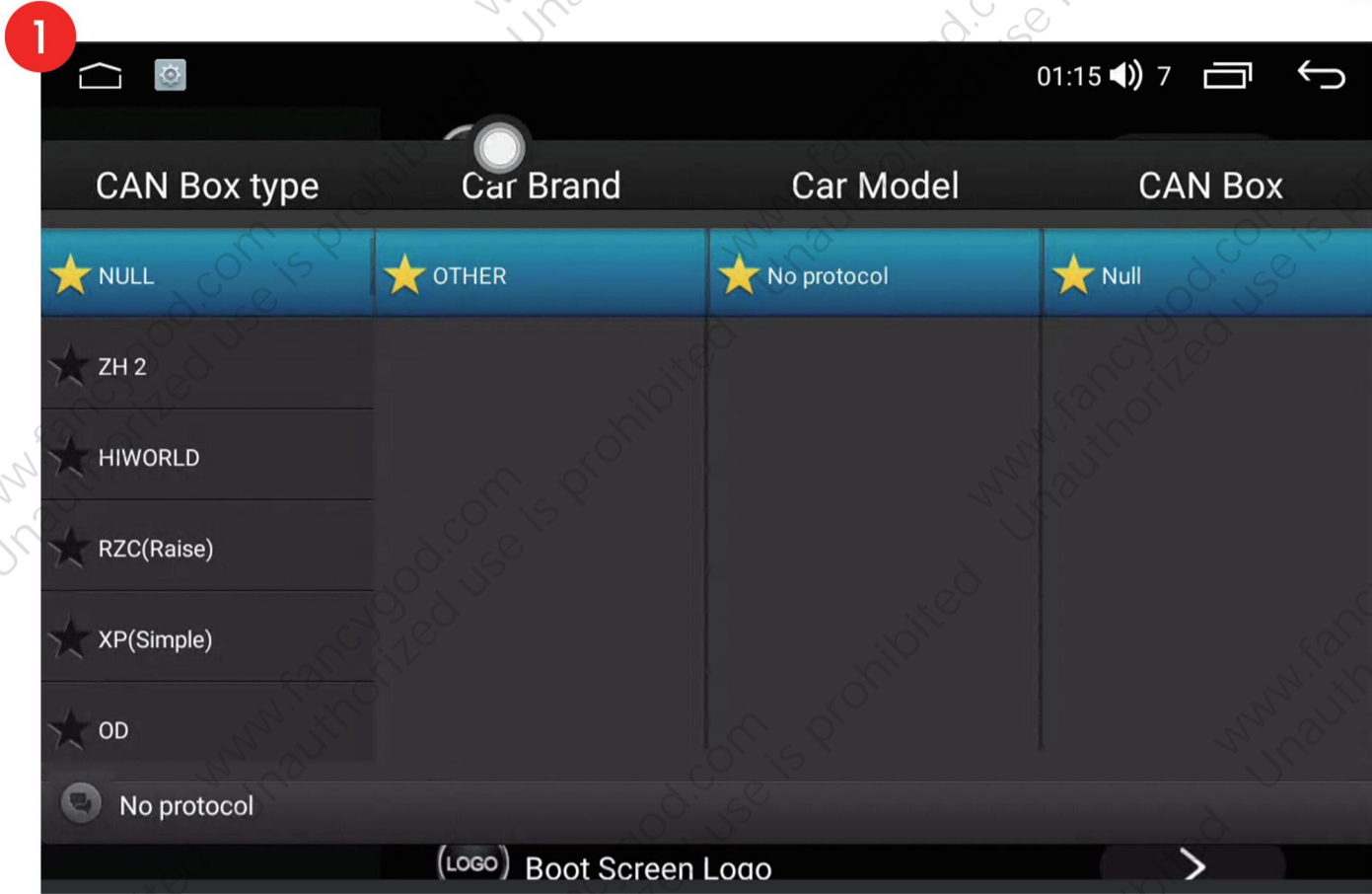
<http://www.fancygod.com>

Instructions



Please be sure to follow the steps shown in pic 1, press Setting→Factory (input password 3368)→Car Model to choose "NULL—OTHER—No protocol—Null".

If your car has steering wheel control buttons, To prevent the steering wheel controls not working properly, please open the SWC app on the radio and refer to the app's instruction to manual learn the steering wheel control keys accordingly (as shown in pic 2).



FAQ

Q: How to use wireless Apple CarPlay?

1. Turn on Bluetooth app on the radio and connect to your phone's bluetooth (password: 0000).
2. Open the Carlink 2.0 App on the car radio to activate Carplay. (Scan the QR code on the right to view the video tutorial)



Q: How to use wireless Android auto?

1. Turn on Bluetooth app on the radio and connect to your phone's bluetooth (password: 0000).
2. Download the Android Auto APP at your phone's Play store first (Confirm the phone can support Android Auto).
3. Open the Carlink 2.0 App on the car radio to activate Android Auto. (Scan the QR code on the right to view the video tutorial)



FCC warning

This device complies with Part 15 of the FCC Rules. Operation is subject to the following two conditions:(1) this device may not causeharmful interference,and (2) this device must accept any interference received,including interference that may cause undesired operation.