

USE MANUAL


Car Stereo for Ford Escape 2013-2018

Central Control Disassembly and Operation

Post-installation rendering



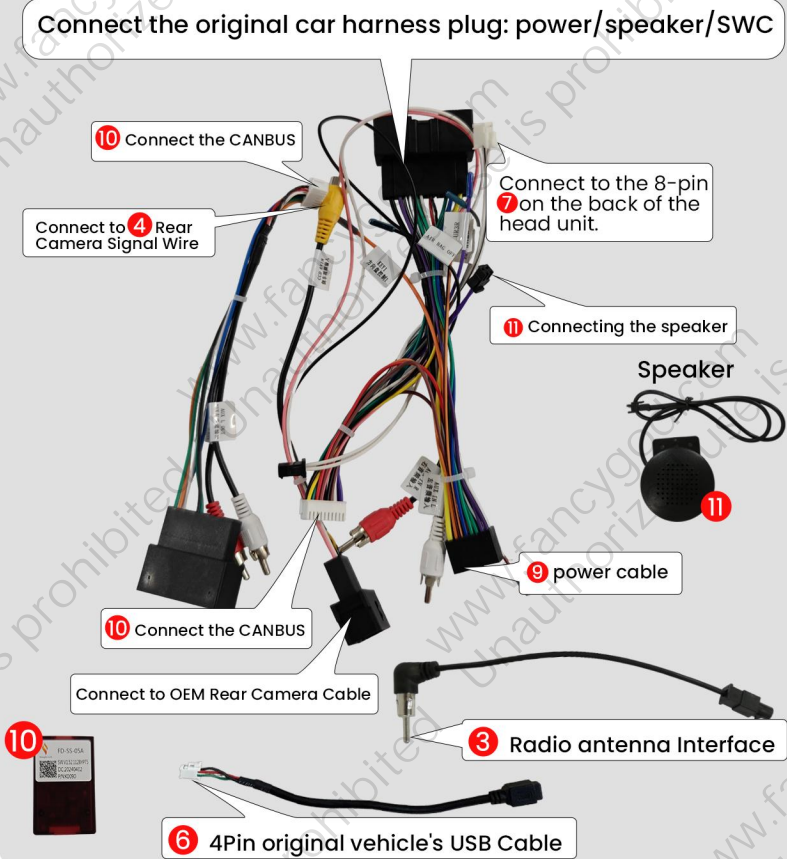
Wiring diagram



**MIND the connector clip direction
(clips end facing down).**




Original Vehicle Wiring Diagram



Power Line Definition Chart

Front Left (+)	<input type="checkbox"/>	Rear Right (+)	<input type="checkbox"/>
Front Left (-)	<input type="checkbox"/>	Rear Right (-)	<input type="checkbox"/>
Front Right (+)	<input type="checkbox"/>	Rear Left(+)	<input type="checkbox"/>
Front Right (-)	<input type="checkbox"/>	Rear Left(-)	<input type="checkbox"/>
Steering Wheel Key(+)	<input type="checkbox"/>	Power Antenna(+)	<input type="checkbox"/>
Rear Camera(+)	<input type="checkbox"/>	Steering Wheel Key 2 (+)	<input type="checkbox"/>
Accessory/Ignition(+)	<input checked="" type="checkbox"/>	Dimmer/Illumination (+)	<input type="checkbox"/>
Chassis Ground (-)	<input checked="" type="checkbox"/>	Constant power supply	<input checked="" type="checkbox"/>



For more guidance/video tutorial, please copy this link or scan the QR code to enter into our official website:

<http://www.fancygod.com>

Instructions



To prevent issues with steering wheel controls, air conditioning, or volume not functioning properly, please be sure to follow the steps shown in image **1**:

Please press Settings—Factory(input password 3368)—Car Model, and select “XP (Simple) — Ford — Focus — 2015”

1

CAN Box type	Car Brand	Car Model	CAN Box
★ XP(Simple)	★ Ford	★ Focus	★ 2012
★ OD	★ Jeep	★ Mondeo	★ 2015
★ LSDT	★ OPEL	★ Kuga	
★ BNR	★ Peugeot/Citroen	★ Fiesta	
★ DaoJun	★ CHERY	★ EDGE	
★ XBS	★ Mitsubishi	★ F150	

FAQ

Q: How to use wireless Apple CarPlay?

1. Turn on Bluetooth app on the radio and connect to your phone's bluetooth (password: 0000).
2. Open the Carlink 2.0 App on the car radio to activate Carplay.
(Scan the QR code on the right to view the video tutorial)



Q: How to use wireless Android auto?

1. Turn on Bluetooth app on the radio and connect to your phone's bluetooth (password: 0000).
2. Download the Android Auto APP at your phone's Play store first
(Confirm the phone can support Android Auto).
3. Open the Carlink 2.0 App on the car radio to activate Android Auto.
(Scan the QR code on the right to view the video tutorial)



FCC warning

This device complies with Part 15 of the FCC Rules. Operation is subject to the following two conditions:(1) this device may not causeharmful interference,and (2) this device must accept any interference received,including interference that may cause undesired operation.