

# USE MANUAL


## Car Stereo for Jeep Grand Cherokee 2014-2017

(Auto AC Climate Control)

### Central Control Disassembly and Operation

### Post-installation rendering

#### Wiring diagram

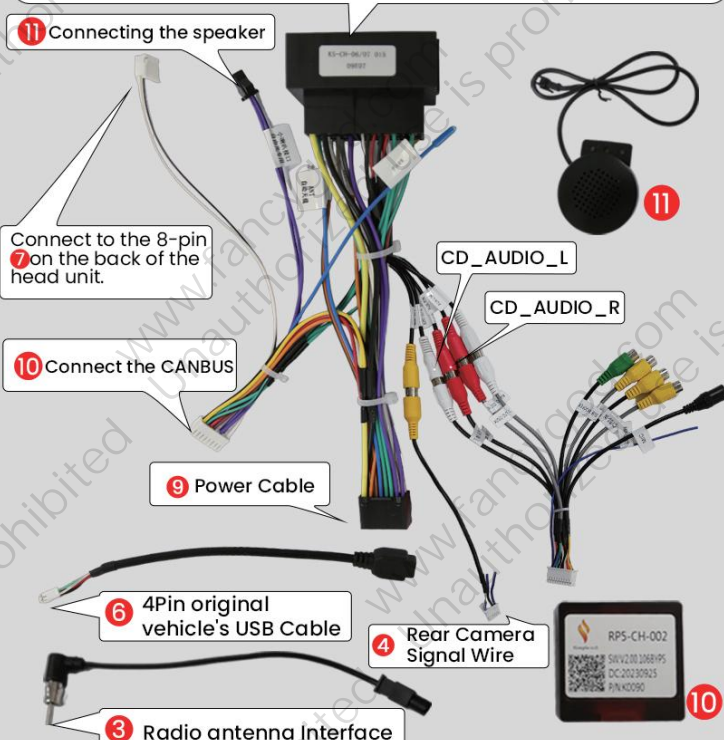


**MIND the connector clip direction  
(clips end facing down).**



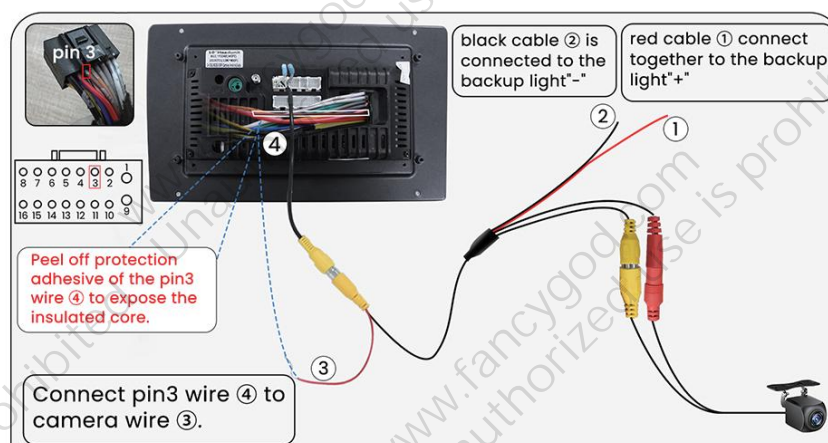
#### Original Vehicle Wiring Diagram

Connect the original car harness plug: power/speaker/SWC



#### Power Line Definition Chart

Front Left (+)			Rear Right (+)
Front Left (-)			Rear Right (-)
Front Right (+)			Rear Left(+)
Front Right (-)			Rear Left(-)
Steering Wheel Key(+)			Power Antenna(+)
Rear Camera(+)			Steering Wheel Key 2 (+)
Accessory/Ignition(+)			Dimmer/Illumination (+)
Chassis Ground (-)			Constant power supply



Wires color may be different due to various batches, but pin locations will be the same. You can search Youtube video ID "VWCKICYWF5s" on Youtube to find our supplied camera connection video tutorial

#### Instructions

For more guidance/video tutorial, please copy this link or scan the QR code to enter into our official website:

<http://www.fancygod.com>





# FAQ

## Q: How to use wireless Apple CarPlay?

1. Turn on Bluetooth app on the radio and connect to your phone's bluetooth (password: 0000).
2. Open the Carlink 2.0 App on the car radio to activate Carplay. (Scan the QR code on the right to view the video tutorial)



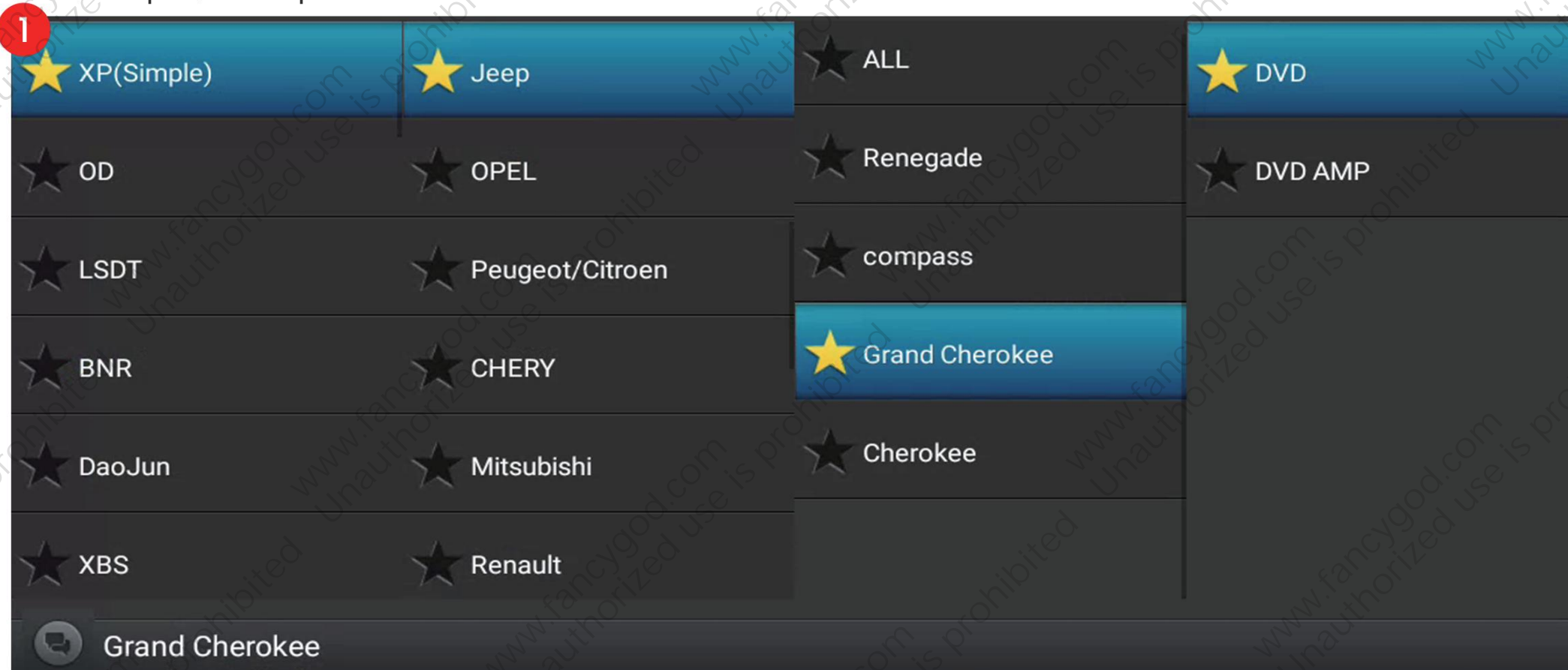
## Q: How to use wireless Android auto?

1. Turn on Bluetooth app on the radio and connect to your phone's bluetooth (password: 0000).
2. Download the Android Auto APP at your phone's Play store first (Confirm the phone can support Android Auto).
3. Open the Carlink 2.0 App on the car radio to activate Android Auto. (Scan the QR code on the right to view the video tutorial)



To prevent issues with steering wheel controls, air conditioning, or volume not functioning properly, please be sure to follow the steps shown in Image 1:

Please press Settings—Factory Settings(input password 3368)—Car Model, and select “XP(Simple)—Jeep—Grand Cherokee—DVD”



## FCC warning

This device complies with Part 15 of the FCC Rules. Operation is subject to the following two conditions:(1) this device may not causeharmful interference,and (2) this device must accept any interference received,including interference that may cause undesired operation.