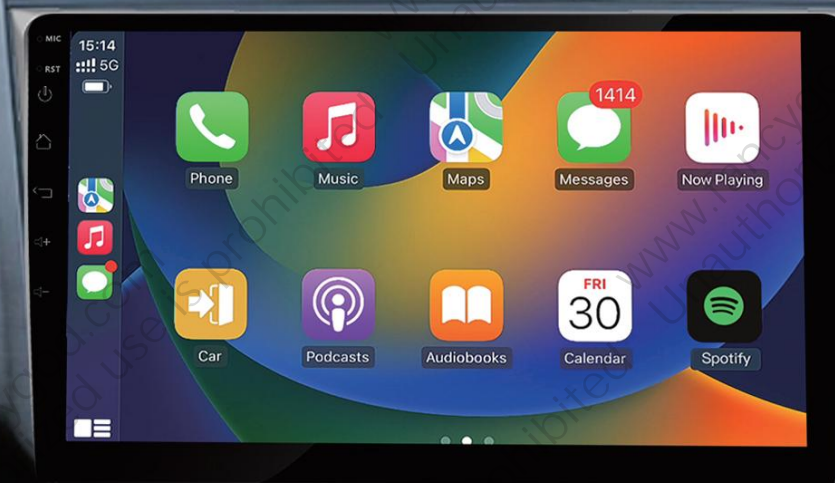


USE MANUAL


Car Stereo radio for Toyota RAV4 2006-2012

Central Control Disassembly and Operation

Post-installation rendering




Wiring diagram




C-Cables XC-1380

Connect to the original car harness plug: power/speaker/SWC



B-Cables XC-392

Connect to the original car harness plug: power/speaker/SWC



For more guidance/video tutorial, please
copy this link or scan the QR code to enter
into our official website:

<http://www.fancygod.com>

Instructions

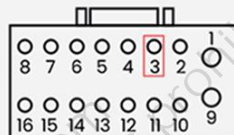


The barcode is for our warehouse
outbound use only and is not
relevant for installation.



Power Line Definition Chart

Front Left (+)		Rear Right (+)
Front Left (-)		Rear Right (-)
Front Right (+)		Rear Left(+)
Front Right (-)		Rear Left(-)
Steering Wheel Key(+)		Power Antenna(+)
Rear Camera(+)		Steering Wheel Key 2 (+)
Accessory/Ignition(+)		Dimmer/Illumination (+)
Chassis Ground (-)		Constant power supply




Peel off protection adhesive of the pin3 wire ④ to expose the insulated core.

Connect pin3 wire ④ to camera wire ③

black cable ② is connected to the backup light"-

red cable ① connect together to the backup light"+



Wires color may be different due to various batches, but pin locations will be the same.
You can search Youtube video ID "VWck1CYwF5s" on Youtube to find our supplied camera connection video tutorial

If your factory radio matches the one in image ①, please use **C-Cables (XC-1380)**.



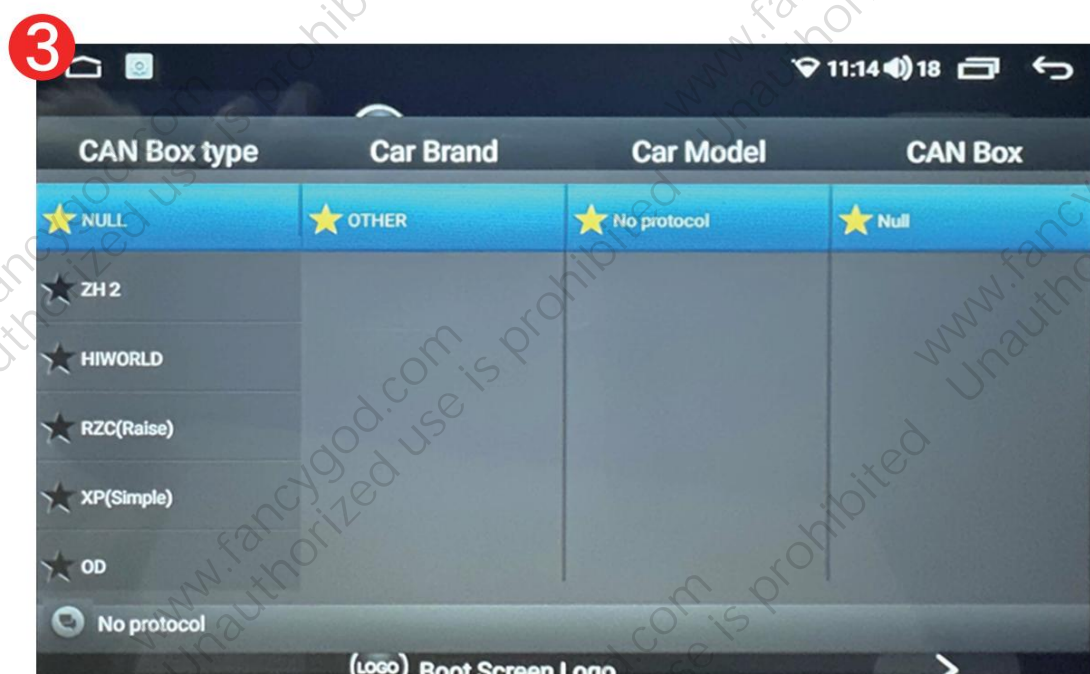
If your factory radio matches the one in image ②, please use **B-Cables (XC-392)**.



After connecting the cables, please be sure to follow these steps:

According to Image ③, please press "Settings" → "Factory Settings" (enter password 3368) → "Car Model," to choose "NULL—OTHER—No Protocol—Null."

If your car has steering wheel control buttons, according to Image ④, please open the SWC app on the radio and refer to the app's instructions to manually learn the steering wheel control keys.



FCC warning

This device complies with Part 15 of the FCC Rules. Operation is subject to the following two conditions:(1) this device may not cause harmful interference, and (2) this device must accept any interference received, including interference that may cause undesired operation.