

USE MANUAL

Car Stereo

for Subaru Legacy / Outback


2015-2018

Central Control Disassembly and Operation


Post-installation rendering



Wiring diagram




MIND the connector clip direction (clips end facing down).



B-cables XC-1563

Connect to the OEM camera (according to the corresponding shape of the factory male plug to choose one of the three)



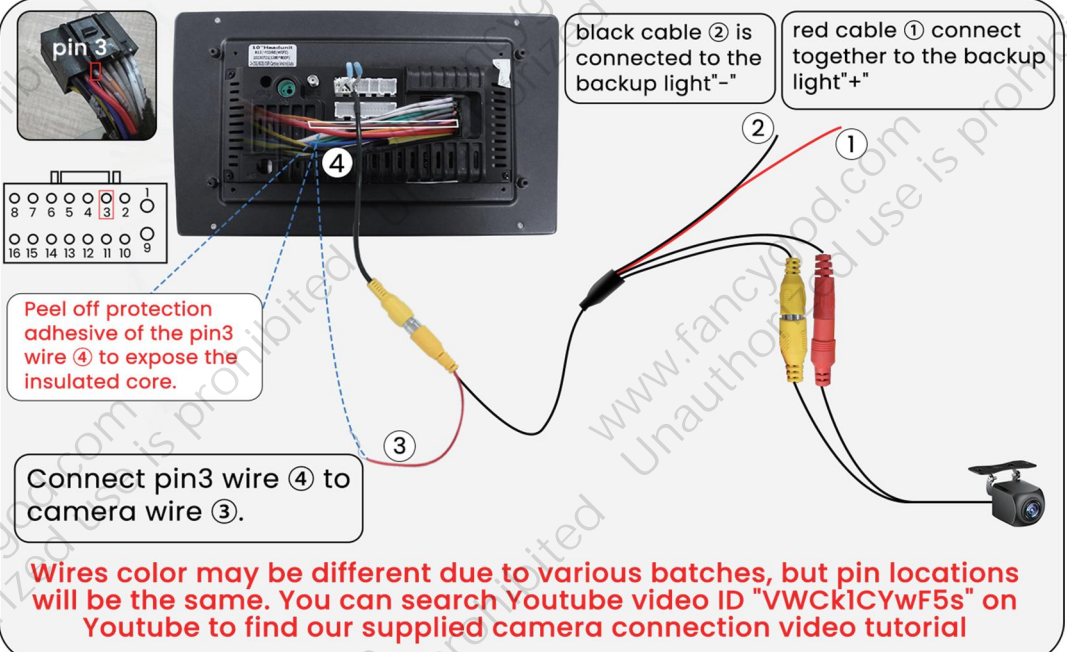
A-cables XC-022

Connect the original car harness plug: power/speaker/SWC



Power Line Definition Chart

Front Left (+)	<input type="checkbox"/>	<input type="checkbox"/>	Rear Right (+)
Front Left (-)	<input type="checkbox"/>	<input type="checkbox"/>	Rear Right (-)
Front Right (+)	<input type="checkbox"/>	<input type="checkbox"/>	Rear Left(+)
Front Right (-)	<input type="checkbox"/>	<input type="checkbox"/>	Rear Left(-)
Steering Wheel Key(+)	<input type="checkbox"/>	<input type="checkbox"/>	Power Antenna(+)
Rear Camera(+)	<input type="checkbox"/>	<input type="checkbox"/>	Steering Wheel Key 2 (+)
Accessory/Ignition(+)	<input checked="" type="checkbox"/>	<input type="checkbox"/>	Dimmer/Illumination (+)
Chassis Ground (-)	<input checked="" type="checkbox"/>	<input checked="" type="checkbox"/>	Constant power supply



For more guidance/video tutorial, please copy this link or scan the QR code to enter into our official website:

<http://www.fancygod.com>

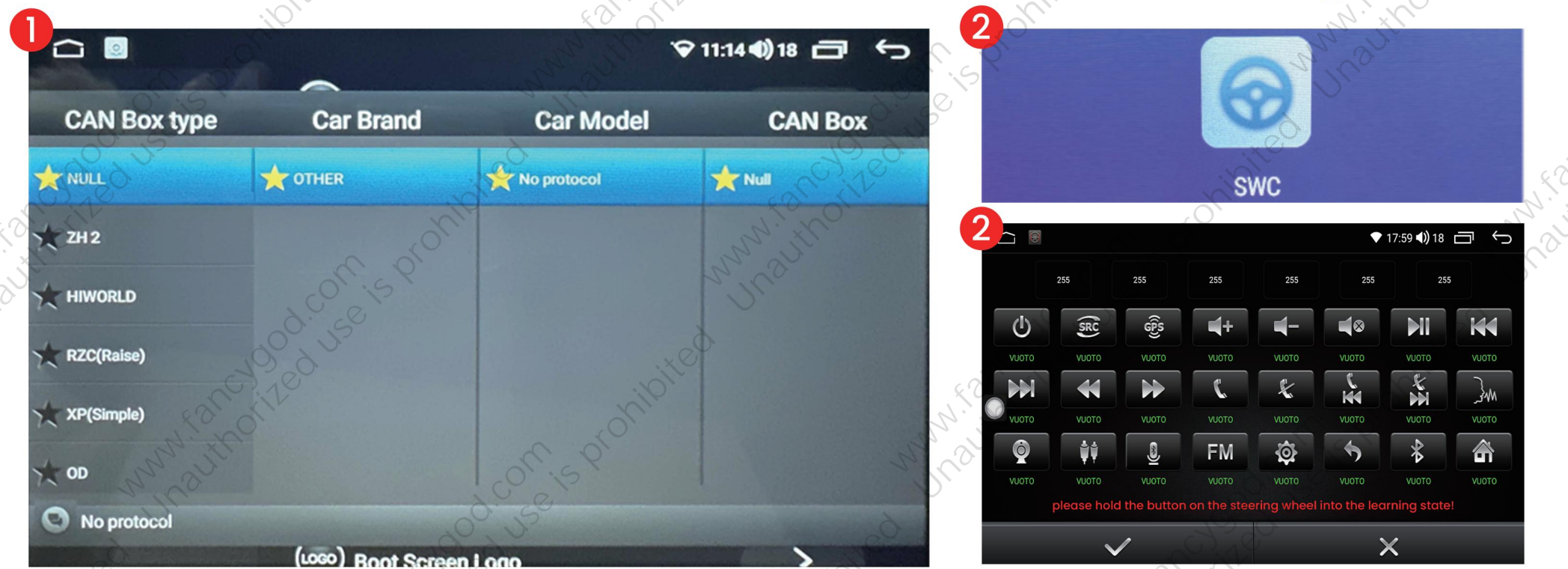
Instructions



Note: please select the correct wiring harness (A-cables or B-cables) according to the shape and pin configuration of the factory car's plug.

Please be sure to follow the steps shown in pic 1, press Setting→Factory (input password 3368)→Car Model to choose " NULL—OTHER—No protocol—Null"

If your car has steering wheel control buttons, to prevent the steering wheel controls not working properly, please open the SWC app on the radio and refer to the app's instruction to manual learn the steering wheel control keys accordingly (as shown in pic 2).



FAQ

Q: How to use wireless Apple CarPlay?

1. Turn on Bluetooth app on the radio and connect to your phone's bluetooth (password: 0000).
2. Open the Carlink 2.0 App on the car radio to activate Carplay. (Scan the QR code on the right to view the video tutorial)



Q: How to use wireless Android auto?

1. Turn on Bluetooth app on the radio and connect to your phone's bluetooth (password: 0000).
2. Download the Android Auto APP at your phone's Play store first (Confirm the phone can support Android Auto).
3. Open the Carlink 2.0 App on the car radio to activate Android Auto. (Scan the QR code on the right to view the video tutorial)



FCC warning

This device complies with Part 15 of the FCC Rules. Operation is subject to the following two conditions:(1) this device may not causeharmful interference,and (2) this device must accept any interference received,including interference that may cause undesired operation.