

















Post-installation rendering



MIND the connector clip direction (clips end facing down).



Power Line Definition Chart

Front Left (+)			Rear Right (+)
Front Left (-)			Rear Right (-)
Front Right (+)			Rear Left(+)
Front Right			Rear Left(-)
Steering Wheel Key(+)			Power Antenna(+)
Rear Camera(+)			Steering Wheel Key 2 (+)
Accessory/Ignition(+)			Dimmer/Illumination (+)
Chassis Ground (-)			Constant power supply



AUDIO OUT R

AUDIO OUT L



If the original car has an amplifier, please connect this cable.



Connect to the original car amplifier plug.



Connect to the AUDIO OUT plug on the RCA cable.



To prevent issues with steering wheel controls, air conditioning, or volume not functioning properly, please be sure to follow the steps shown in image 1:

Please press Settings—Factory(input password 3368)—Car Model, and select “LZ (HZ) — GM/Chevrolet — Camaor — 2010-2017.Hand”

1

CAN Box type	Car Brand	Car Model	CAN Box
★ LZ(HZ)	★ GM/Chevrolet	★ GMC	★ 2010-2017.Hand
★ HSY	★ Toyota	★ Camaro	★ 2010-2017.Auto
★ CK	★ Nissan	★ Equinox	
★ ZX	★ Ford	★ Sierra	
★ HS	★ HAVAL	★ Silverado	
★ RCW	★ Chrysler		

If the radio is incompatible with the car or cannot be installed, please contact the after-sales service team for assistance.

FAQ

Q: How to use wireless Apple CarPlay?

1. Turn on Bluetooth app on the radio and connect to your phone's bluetooth (password: 0000).
2. Open the Carlink 2.0 App on the car radio to activate Carplay. (Scan the QR code on the right to view the video tutorial)



Q: How to use wireless Android auto?

1. Turn on Bluetooth app on the radio and connect to your phone's bluetooth (password: 0000).
2. Download the Android Auto APP at your phone's Play store first (Confirm the phone can support Android Auto).
3. Open the Carlink 2.0 App on the car radio to activate Android Auto. (Scan the QR code on the right to view the video tutorial)

